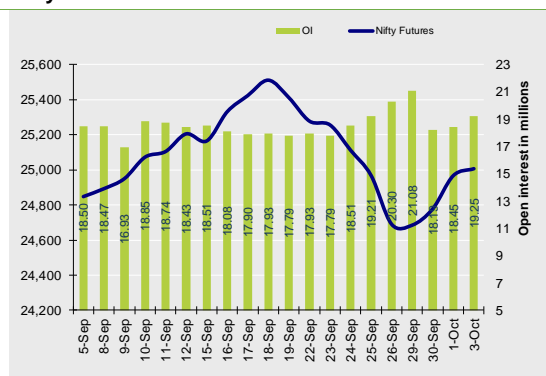


## Nifty Snapshot

	Close	Prv Cl.	Ab chg	% chg
Spot	24,894.25	24,836.30	57.95	0.23
Futures	25,006.60	24,967.20	39.40	0.16
OI(ml shr)	19.25	18.45	0.80	4.32
Vol (lots)	65472	84209	-18737	-22.25
COC	112.35	130.90	-18.55	-14.2
PCR-OI	1.17	1.18	-0.01	-1.1

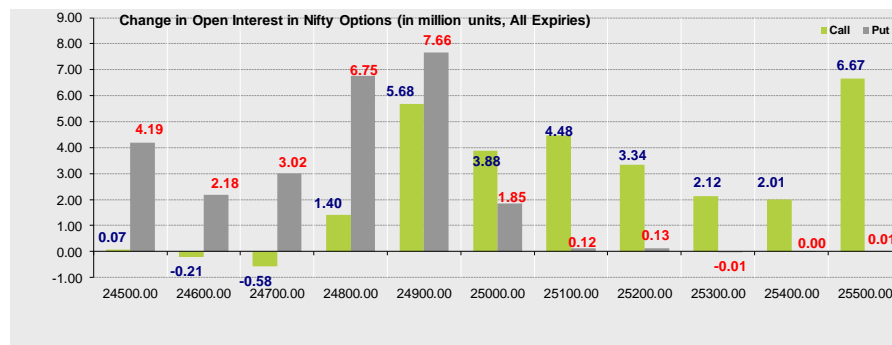
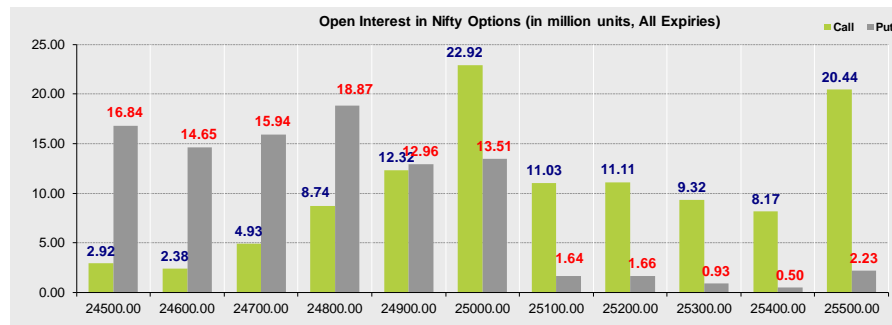
## Nifty Futures Price v/s OI



## Summary

- Indian markets closed on a positive note where buying was mainly seen in Metal, PSU Banks, FMCG. Nifty Sept Futures closed at 25006.60 (up 39.40 points) at a premium of 112.35 pts to spot.
- FII's were net sellers in Cash to the tune of 1583 Cr and were net sellers in index futures to the tune of 2353.15 Cr.
- India VIX decreased by 2.21% to close at 10.06 touching an intraday high of 10.62.

## Open Interest in Nifty Options:



- The above second chart shows previous trading day's change in Nifty options where Additions in OI were seen in 25200, 25100, 24900 strike Calls and at 24900, 24800, 24500 strike Puts indicating market is likely to remain range bound in the near term.
- Highest OI build-up is seen at 25000 strike Calls and 24800 strike Puts, to the tune of 22.92mm and 18.87mn respectively.

## Outlook on Nifty:

**Index is likely to open on a flattish note today and is likely to remain range bound during the day.**

## Institutional Activity in previous trading session

(in Rs cr.)	Buy	Sell	Net
Index Futures	1761.85	4115.00	-2353.15
Index Options	1258745.99	1255081.94	3664.05
Stock Futures	19598.91	21913.71	-2314.80
Stock Options	22426.36	22641.62	-215.26
FII Cash	16,898.78	18,482.15	-1,583.37
DII Cash	14,005.39	13,515.63	489.76

## Net FII Activity (in Rs cr.)

Date	Idx Fut	Stk Fut	Idx Opt	Cash
3-Oct	-2353.2	-2314.8	3664.1	-1583
1-Oct	-128.1	-307.5	10738.0	-1605
30-Sep	-2716.6	654.5	15911.8	-2327
29-Sep	-528.1	3882.3	3170.4	-2832
26-Sep	-3589.4	-1141.1	6773.2	-5688
25-Sep	-509.5	-223.1	5556.3	-4995

## Technical Pivot (Intraday):

	S2	S1	PIVOT	R1	R2
NIFTY	24825	24915	24970	25060	25110
BANKNIFTY	55480	55665	55780	55965	56080

(Price is in Rs; OI is in million units; Price chg and OI chg are in percentage) **NB RESEARCH**

## Fresh Longs seen in:

Scrip	Price	Price chg	OI	OI Chg
POWERINDIA	18290.0	0.2	0.0	138.3
FINNIFTY	26549.7	0.1	0.0	20.5
INDIANB	755.4	2.2	7.5	15.6

## Short Covering seen in:

Scrip	Price	Price chg	OI	OI Chg
TATATECH	708.1	3.0	9.6	-6.7
POWERGRID	290.3	2.8	75.1	-4.7
RBLBANK	277.3	0.1	91.3	-3.9

## Fresh Shorts seen in:

Scrip	Price	Price chg	OI	OI Chg
SBICARD	866.3	-0.3	17.5	10.7
LODHA	1120.4	-2.4	10.5	6.7
TECHM	1399.7	-1.0	15.8	6.0

## Long Unwinding seen in:

Scrip	Price	Price chg	OI	OI Chg
SAMMAANCAP	166.0	-2.4	88.0	-5.4
EICHERMOT	6965.0	-0.9	3.8	-3.8
ITC	406.2	-0.3	110.1	-3.3

**NIFTY50 Options OI (CE OI = Resistance) (PE OI = Support)**

Symbol	Highest CE OI	Highest PE OI	CMP
ADANIENT	2600	2500	2607
ADANIPTS	1500	1400	1428
APOLLOHOSP	8000	7400	7483
ASIANPAINT	2500	2300	2362
AXISBANK	1160	1160	1187
BAJAJ-AUTO	9000	8500	8735
BAJAJFINSV	2100	1800	2009
BAJFINANCE	1000	1000	994
BEL	410	400	415
BHARTIARTL	1900	1900	1904
CIPLA	1600	1500	1524
COALINDIA	400	450	385
DRREDDY	1300	1200	1255
EICHERMOT	7000	6200	6965
ETERNAL	320	320	331
GRASIM	2900	2700	2811
HCLTECH	1500	1400	1387
HDFCBANK	1000	900	969
HDFCLIFE	800	760	762
HINDALCO	800	750	785
HINDUNILVR	2600	2500	2552
ICICIBANK	1400	1400	1371
INDIGO	6000	5500	5685
INFY	1500	1500	1442
ITC	410	410	406

**NIFTY50 Options OI (CE OI = Resistance) ( PE OI = Support)**

Symbol	Highest CE OI	Highest PE OI	CMP
JIOFIN	320	300	303
JSWSTEEL	1200	1100	1169
KOTAKBANK	2100	2060	2109
LT	3800	3700	3751
M&M	3500	3400	3474
MARUTI	17000	15000	15904
MAXHEALTH	1200	1060	1074
NESTLEIND	1180	1180	1174
NTPC	350	340	344
ONGC	250	240	245
POWERGRID	300	280	290
RELIANCE	1400	1400	1371
SBILIFE	1800	1800	1791
SBIN	880	820	873
SHRIRAMFIN	650	640	650
SUNPHARMA	1700	1500	1641
TATACONSUM	1150	1100	1145
TATAMOTORS	800	700	719
TATASTEEL	180	170	174
TCS	3000	2900	2910
TECHM	1500	1400	1400
TITAN	3500	3400	3466
TRENT	5000	4800	4847
ULTRACEMCO	13000	12000	12096
WIPRO	250	240	239

**OI against MWPL**

Symbol	MWPL	Open Interest	Limit for next day	% OI
RBLBANK	91351468	128581150	Ban	141%
HFCL	147979599	159805200	29686331	108%
SAMMAANCAP	122326971	120167800	24340028	98%
IDEA	8713529091	8525323575	2178310603	98%
SAIL	216861410	211739700	47079943	98%
BANDHANBNK	142752962	139042800	41703864	97%
PNB	447910372	426032000	161295080	95%
LICHSGFIN	45183075	41560000	13790222	92%
NATIONALUM	134225816	122583750	44373623	91%
KALYANKJIL	57552009	47696775	24137649	83%
TATAELXSI	4309631	3557600	1415461	83%
NMDC	517037525	421686000	206182389	82%
DLF	83667734	68121075	35235721	81%
IRCTC	30082783	24184125	13824271	80%
CROMPTON	81400589	65073600	28729986	80%
ADANIENT	30040977	23993100	13539694	80%
CANBK	504315430	401051250	200543367	80%
IDFCFIRSTB	761294821	603125425	309351328	79%
INDUSINDBK	93805784	74026400	34294185	79%
CONCOR	48077012	37810000	21096917	79%
ABCAPITAL	122316423	93272800	47556053	76%
BANKBARODA	257509827	189455175	107170391	74%
PATANJALI	50840137	37375200	16403515	74%
PNBHOUSING	28062406	20242300	11275899	72%
LTF	126777205	91265748	69627153	72%
TITAGARH	12028036	8367225	5225105	70%
PETRONET	93668136	64855800	49399335	69%
WIPRO	292948819	200043000	143885767	68%
IEX	133395043	90225000	73656620	68%
EXIDEIND	68856800	45433800	35085832	66%
ANGELONE	9647634	6350500	5506803	66%
BIOCON	90981174	58502500	46368110	64%
SBICARD	39583537	25317600	20681629	64%

**OI against MWPL**

Symbol	MWPL	Open Interest	Limit for next day	% OI
RECLTD	187084550	119383350	99090318	64%
TATAMOTORS	284575867	180857600	198889658	64%
IREDA	119011160	72543150	74155417	61%
HUDCO	75071250	44882850	43305053	60%
CDSL	26647500	15795175	16753462	59%
PGEL	23897684	14158900	13648233	59%
BDL	13786716	8141900	8643389	59%
TATATECH	27246569	16076800	16685184	59%
MCX	7635422	4499625	4781279	59%
RVNL	84941460	49654000	50196341	58%
ASTRAL	18495534	10797975	9996624	58%
TATAPOWER	169808198	98452100	102045906	58%
JSWENERGY	80203755	46290000	37224047	58%
GODREJPROP	24082879	13821775	13055042	57%
INDUSTOWER	197705578	113352600	101545572	57%
LAURUSLABS	58629477	33398200	36702698	57%
BSE	48385387	27536625	31485257	57%
AUROPARMA	41977935	23838100	20434164	57%
MAZDOCK	11364224	6443325	7062942	57%
NBCC	154894704	86970000	87369714	56%
GMRAIRPORT	534704421	296130600	295386539	55%
VEDL	255091106	140791050	143955055	55%
UPL	82588393	45332880	45141044	55%
JUBLFOOD	48884739	26786250	25244935	55%
BANKINDIA	181770921	99366800	103824867	55%
ASHOKLEY	409181558	220745000	253464047	54%
ADANIGREEN	61877951	32900400	37957517	53%
BHEL	169029877	89656875	100930640	53%
DIXON	6445442	3277100	4454843	51%
HINDPETRO	143933168	73179450	86250365	51%
JIOFIN	446457456	221511000	285019120	50%

**Derivative Recommendations:**

Stock Name	Call (Buy/Sell)	Entry price	Targets	Stop Loss	Duration	Status
MOTHERSON(Bull Call Spread)	Buy	3.5	9	1.5	Positional	Open
INDUSTOWER 355 CE	Buy	11	16	8.5	1-2 Days	Open
UNITDSPR 1370 CE	Buy	31.5	40	25	1-2 Days	Open
BANKNIFTY 55800 CE	Buy	610	1010	410	1-2 Days	Open

**FROM THE EQUITY DERIVATIVE DESK:**

**NIRAV HARISH CHHEDA**  
AVP - DERIVATIVES AND TECHNICAL RESEARCH  
E-Mail: [nirav.chheda@nirmalbang.com](mailto:nirav.chheda@nirmalbang.com)  
Tel no: 6273-8199/8000

**AMIT BHUPTANI**  
SNR.DERIVATIVES AND TECHNICAL RESEARCH ANALYST  
E-Mail: [amit.bhuptani@nirmalbang.com](mailto:amit.bhuptani@nirmalbang.com)  
Tel no: 6273-8242/8000

**DISCLOSURES**

Research Reports that are published by Nirmal Bang Securities Private Limited (hereinafter referred to as "NBSPL") are for private circulation only. NBSPL is a registered Research Analyst under SEBI (Research Analyst) Regulations, 2014 having Registration no. INH000001766. NBSPL is also a registered Stock Broker with National Stock Exchange of India Limited, BSE Limited, Metropolitan Stock Exchange of India Limited, Multi Commodity Exchange of India Limited, National Commodity and Derivative Exchange Limited and Indian Commodity Exchange Limited in cash and Equity and Commodities derivatives segments.

NBSPL has other business divisions with independent research teams separated by Chinese walls, and therefore may, at times, have different or contrary views on stocks and markets.

NBSPL or its associates have not been debarred / suspended by SEBI or any other regulatory authority for accessing / dealing in securities Market. NBSPL, its associates or analyst or his relatives do not hold any financial interest (Except Investment) in the subject company. NBSPL or its associates or Analyst do not have any conflict or material conflict of interest at the time of publication of the research report with the subject company. NBSPL or its associates or Analyst or his relatives may or may not hold beneficial ownership of 1% or more in the subject company at the end of the month immediately preceding the date of publication of this research report.

NBSPL or its associates / analyst has not received any compensation / managed or co-managed public offering of securities of the company covered by Analyst during the past twelve months. NBSPL or its associates have not received any compensation or other benefits from the company covered by Analyst or third party in connection with the research report. Analyst has not served as an officer, director or employee of Subject Company. NBSPL / analyst has not been engaged in market making activity of the subject company.

Analyst Certification: The research analysts and authors of these reports, hereby certify that the views expressed in this research report accurately reflects my/our personal views about the subject securities, issuers, products, sectors or industries. It is also certified that no part of the compensation of the analyst(s) was, is, or will be directly or indirectly related to the inclusion of specific recommendations or views in this research. The analyst(s) principally responsible for the preparation of this research report and has taken reasonable care to achieve and maintain independence and objectivity in making any recommendations.

**DISCLAIMER**

This report is for the personal information of the authorized recipient and does not construe to be any investment, legal or taxation advice to you. NBSPL is not soliciting any action based upon it. Nothing in this research shall be construed as a solicitation to buy or sell any security or product, or to engage in or refrain from engaging in any such transaction. In preparing this research, we did not take into account the investment objectives, financial situation and particular needs of the reader.

This research has been prepared for the general use of the clients of NBSPL and must not be copied, either in whole or in part, or distributed or redistributed to any other person in any form. If you are not the intended recipient you must not use or disclose the information in this research in any way. Though disseminated to all the customers simultaneously, not all customers may receive this report at the same time. NBSPL will not treat recipients as customers by virtue of their receiving this report. This report is not directed or intended for distribution to or use by any person or entity resident in a state, country or any jurisdiction, where such distribution, publication, availability or use would be contrary to law, regulation or which would subject NBSPL & its group companies to registration or licensing requirements within such jurisdictions.

The report is based on the information obtained from sources believed to be reliable, but we do not make any representation or warranty that it is accurate, complete or up-to-date and it should not be relied upon as such. We accept no obligation to correct or update the information or opinions in it. NBSPL or any of its affiliates or employees shall not be in any way responsible for any loss or damage that may arise to any person from any inadvertent error in the information contained in this report. NBSPL or any of its affiliates or employees do not provide, at any time, any express or implied warranty of any kind, regarding any matter pertaining to this report, including without limitation the implied warranties of merchantability, fitness for a particular purpose, and non-infringement. The recipients of this report should rely on their own investigations.

This information is subject to change without any prior notice. NBSPL reserves its absolute discretion and right to make or refrain from making modifications and alterations to this statement from time to time. Nevertheless, NBSPL is committed to providing independent and transparent recommendations to its clients, and would be happy to provide information in response to specific client queries.

Before making an investment decision on the basis of this research, the reader needs to consider, with or without the assistance of an adviser, whether the advice is appropriate in light of their particular investment needs, objectives and financial circumstances. There are risks involved in securities trading. The price of securities can and does fluctuate, and an individual security may even become valueless. International investors are reminded of the additional risks inherent in international investments, such as currency fluctuations and international stock market or economic conditions, which may adversely affect the value of the investment. Opinions expressed are subject to change without any notice. Neither the company nor the director or the employees of NBSPL accept any liability whatsoever for any direct, indirect, consequential or other loss arising from any use of this research and/or further communication in relation to this research. Here it may be noted that neither NBSPL, nor its directors, employees, agents or representatives shall be liable for any damages whether direct or indirect, incidental, special or consequential including lost revenue or lost profit that may arise from or in connection with the use of the information contained in this report.

Copyright of this document vests exclusively with NBSPL. Our reports are also available on our website [www.nirmalbang.com](http://www.nirmalbang.com)